

Heavy Duty Elastomeric Floor Coating

DRIVEWAY PAINTING GUIDE

Remove all moss, algae and lichens from the surface
We recommend Asipo Algicidal Treatment. If treated 3 days earlier there's no need for lots of difficult cleaning.



Clean the surface thoroughly using a jet wash
Then allow to dry. Some damp patches are acceptable but pooling water must not be present.

Vacuum or sweep the area to remove loose items
Avoid putting any paint onto loose dirt or dust. You want the paint to adhere to the surface. Preparation is very important. You need the first coat to have good penetration and adhesion.




Check that all paint batch numbers are the same
If they are not, mix all paint together before application.

Read the product label & datasheets before use

Thin the first coat up to 10% Please note, bare (or highly porous) and heavily textured surfaces could use more paint than you anticipate!

Consider doing a small test area.

This is recommended if you have previously coated surfaces or substrates like Tarmac or Asphalt (these areas need to have been aged to avoid having problems with bleed through). Allow at least 24 hours before proceeding with the whole area.




Consider cutting in by brush first.

This can take considerable time. It speeds up the roller application if you don't have to stop too often.

If applying by roller, use a strong double arm type.

This will make application easier because you can apply substantial pressure to push the paint into the surface and fill in the pores and texture. It also helps ensure that the paint is applied evenly. Take care when choosing your roller sleeve to get a suitable pile and a sleeve that is designed for use with solvent based paints.






Allow the first coat to dry* before applying an unthinned coat
*Please refer to the product label and datasheets.

Don't worry if the first coat looks patchy this is quite normal.

Avoid parking on the drive for 2-3 days, avoid parking with hot tyres for 7 days

Example:



If you're not sure about anything, please don't hesitate to contact us for technical support.

Email: sales@flagpaints.co.uk

Tel: 01621 785173